

## 电磁头 (电机式) Solenoid Valve(Motor Type)

### 特点 Features:

- 能耗低, 可实现长距离控制。
- 三向流道底座, 可配置两位三通控制阀。
- 自带手动控制旋钮, 可选打开、关闭、自动三种模式。
- 大开孔流道设计, 控制阀响应速度快, 同时抗阻塞能力强。
- 本电磁头可与目前通用的控制器相配, 适用于各种灌溉自动控制系统。
- 分体式结构设计, 内置隔膜, 电机控制主体与过水流道分离, 使用寿命长。
- 内置电机式电磁头, 将电力信号转化为水力控制, 是控制阀门的重要组成部分。
- 有交(直)流电源和直流脉冲3种电源模式, 其中交(直)流两种电源模式合二为一。
- This Solenoid can be fitted with the common controllers for automatic irrigation system.
- Actuator motor designed for converting electric to hydraulic command which is essential part for Hydraulic controlling valve.
- Three version AC (DC) and DC Latching available, AC and DC version is 2 in 1.
- NC (Normally Closed) and NO (Normally Open) two modes available for selection.
- Designed with diaphragm inside which makes controlling main part separate from water passageways for long service life.
- Width water passageways designed for short reaction of controlling valve and anti-clogging.
- Manual controlling knob for CLOSE-AUTO-OPEN operation.
- 3-way hydraulic base can be fitting for the Hydraulic controlling with 3 position 2 way.
- Very low energy consumption for long distance control with long wire.



24VAC(DC)



12VDC Latching

### 技术参数 Technical Data:

- 工作压力: 0-10Bar
- 附带电线长度: 1米
- 过滤等级: 至少 80 目
- 脉冲电磁头带红色和黑色种电线, 红色接正极, 黑色接负极
- 交(直)流型: 电压 24V(17-30V), 驱动电流 90mA, 维持电流 10mA
- 底座接口尺寸: 1/8" 内螺纹
- 最高环境温度: 60°C, 最高工作液体温度: 60°C
- 直流脉冲型: 电压 9-40V, 脉冲时间: 80-500 毫秒
- With 100cm Wires
- Filtration: Min. 80 mesh
- Pressure range: 0-10bar (0-140 psi)
- Hydraulic ports connecting: 1/8" BSP
- Max. fluid temperature: 60°C (140 °F)
- Max. ambient temperature: 60°C (140 °F)
- DC Latching version: Voltage 9-40V, Pulse width: 80-500ms
- AC (DC) version: Voltage 24V (17-30V), Current Inrush 90mA, Holding 10mA
- DC Latching version has red (positive) wire and black (negative) wire

### 推荐工况 (直流脉冲型) Recommended working condition (DC Pulse):

电压 (VDC) Voltage (VDC)	电容量 (uF) Capacitor (uF)	最少脉冲时间 (毫秒) Min. Pulse (ms)
12-18	4700	80
18-28	3300	80
28-40	2200	80

产品名称 Product Description	图片 Picture	货号 Item No.	规格 Size	每袋数量 Qty/Bag (Pc)	每箱数量 Qty/Ctn (Pc)	纸箱规格 Ctn Size (Cm)	毛重 G.W (Kg)
电磁头 (电机式), 24V 交 (直) 流, 带底座 Plus Solenoid Valve with Stand, 24VAC(DC)		EV0224S	24V	1	50	42*28*21	6
电磁头 (电机式), 12V 直流脉冲, 带底座 Plus Solenoid Valve with Stand, 12VDC Latching		EV0212S	12V	1	50	42*28*21	6

### 与主阀连接方式 How to Connect with Main Hydraulic Valve:

	水流方向 Flowing	
	常闭式 NC (Normally Closed)	常开式 NO (Normally Open)
断电 De-energized	<p>A: 进水 (pressure) B: 排水 (vent) C: 控制腔 (command)</p>	<p>A: 排水 (vent) B: 进水 (pressure) C: 控制腔 (command)</p>
通电 Energized	<p>A: 进水 (pressure) B: 排水 (vent) C: 控制腔 (command)</p>	<p>A: 排水 (vent) B: 进水 (pressure) C: 控制腔 (command)</p>

\* 备注: 常闭式和常开式是指控制主阀类型。常闭式是指断电情况下阀门关闭, 常开式是指断电情况下阀门打开。

\* Note: NC & NO is referring to the Hydraulic valve.

NC is hydraulic valve closing when de-energized, NO is hydraulic valve opening when de-energized.

### 不同型号电缆可连接控制器的最长距离

### Maximum distance from controller to Solenoid Valve :

电缆规格 (AWG) Cable Gauge (AWG)	标称直径 (mm) Diameter (mm)	标称截面 (mm <sup>2</sup> ) Cross Section (mm <sup>2</sup> )	AC 最长距离 (m) AC Max. Distance (m)	DC 最长距离 (m) DC Max.Distance (m)
24	0.5	0.2	600	—
20	0.8	0.5	1250	150
18	1.0	0.8	2000	—
17	1.1	1.0	2500	240
16	1.3	1.3	3500	—
15	1.4	1.5	5000	380

## 水力控制主阀 Plastic Hydraulic Control Main Valve

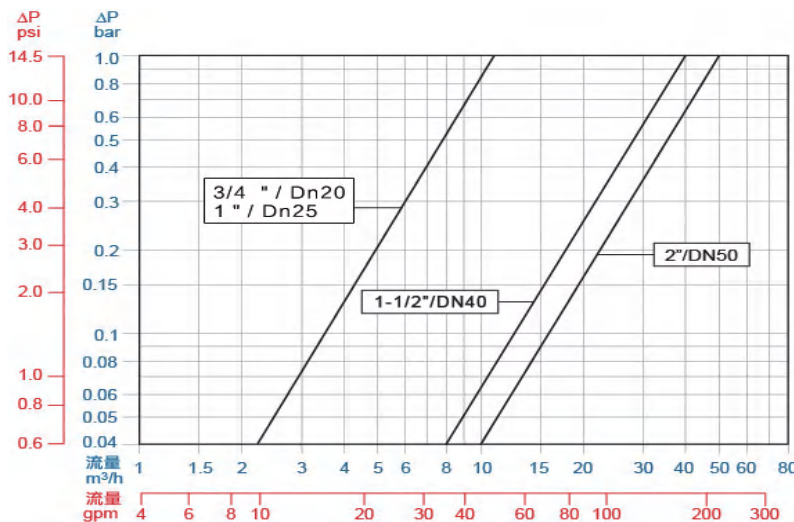
### 特点 Features:

- 控制阀有 Y 型、T 型两种阀体可选。
- 水力控制，操作简单，开关省力，维护方便。
- Y 型阀体设计，过流量大，水头损失小，反应灵敏。
- T 型阀体设计，外观简洁，体积小，容易安装，经济实用。
- 采用加固工程塑料生产，具有良好耐候性和机械性能，经久耐用。
- EPDM 柔性隔膜和导向阀芯完美组合，耐腐蚀，不变形，使用寿命长。
- 本款是隔膜式水力控制阀，由系统压力驱动，水力控制阀门开启或关闭。
- Hydraulic control valve with fixed inductive diaphragm inside, closed or opened by Hydraulic controlling.
- Two Type hydraulic control valve: Y Type and T Type.
- Y Type Designed, Big Channel and large discharge, small head lose, Response sensitivity and High precision for adjustment.
- T Type Designed with Simply surface, economical and practical, small and easy to install.
- EPDM Flexible inductive diaphragm and guide of valve core fixed well, corrosion resistance and no deformation.
- Easy to operate as hydraulic controlling, save effort to close or open and convenient maintenance.
- Produced by Reinforced plastic material with excellent hydraulic and mechanical function, use for long time.

### 技术参数 Technical Data:

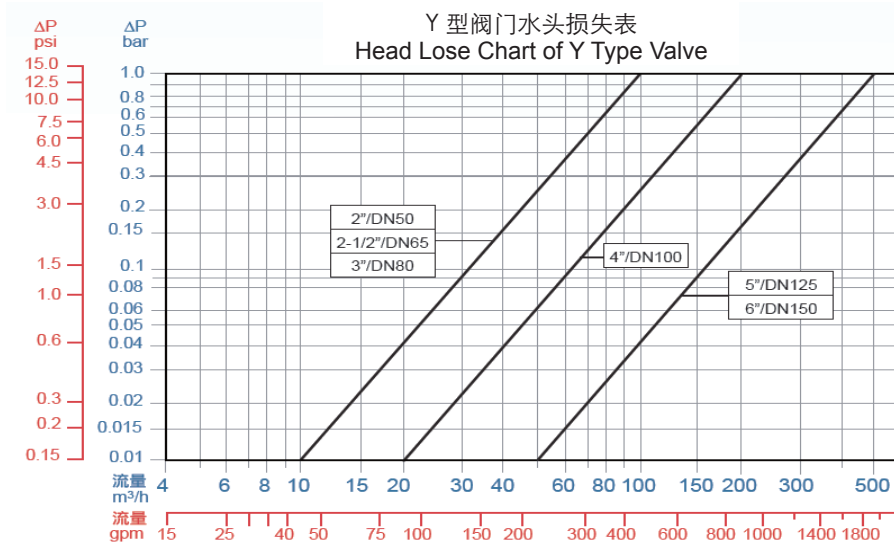
- T 型规格: 3/4" (Dn20), 1" (Dn25), 1-1/2" (Dn40), 2" (Dn50).
- Y 型规格: 2" (Dn50), 2-1/2" (Dn65), 3" (Dn80), 4" (Dn100), 5" (Dn125), 6" (Dn150).
- 连接方式: 内牙 / 法兰 / 卡箍。
- 工作压力范围: 0.35-10bar (5-145psi)。
- 压力等级: 10Bar / 145Psi。
- 最高工作水温: 60°C。
- T Type Size: 3/4" (Dn20), 1" (Dn25), 1-1/2" (Dn40), 2" (Dn50) Connection.
- Y Type Size: 2" (Dn50), 2-1/2" (Dn65), 3" (Dn80), 4" (Dn100), 5" (Dn125), 6" (Dn150).
- Threaded / Flange / VIC.
- Working Pressure : 0.35-10bar (5-145psi).
- Max pressure: 10Bar / 145Psi.
- Highest working temperature: 60°C .

T 型阀门水头损失表  
Head Lose Chart of T Type Valve



3/4" -2" ( Dn20- Dn50 )

阀门类型 Valve Type	阀门尺寸 Valve Size	阀门流量系数 Flow Rate of Valve	
		Kv m <sup>3</sup> /h@Δ1bar	Cv gpm@Δ1psi
T Type	3/4"	11	13
	1"	11	13
	1-1/2" (Dn40)	40	46
	2" (Dn50)	50	58



2"-6" (Dn50-DN150)

阀门类型 Valve Type	阀门尺寸 Valve Size	阀门流量系数 Flow Rate of Valve	
		Kv m <sup>3</sup> /h@Δ1bar	Cv gpm@Δ1psi
Y Type	2" (Dn50)	100	115
	2-1/2"(Dn65)	100	115
	3" (Dn80)	100	115
	4" (Dn100)	200	230
	5"(Dn125)	500	575
	6"(Dn150)	500	575

## 电磁开关阀 Solenoid Valve for On/Off Control

### 特点 Features:

- 开关稳定可靠, 安装维护简便。
- 三路二通控制方式, 开关启动压力低。
- 耐腐蚀, 密封性好, 可在恶劣环境下使用。
- 电磁头内置大孔径流道, 阀门开关响应速度快。
- 由电机式电磁头配上 T 型或 Y 型主阀, 电信号远程控制开启或关闭。
- Easy installation and maintenance.
- Installed with T or Y type main with solenoid for On/Off controlling.
- With big flowing inside, the response of valve for On/Off is quickly.
- With 3 way and 2 position controlling, the pressure for On/Off is low.
- Free from the influence of environment, On/Off is stable and reliable.

### 技术参数 Technical Data:

- 阀门类型: 常闭式。
- 连接方式: 内螺纹 / 法兰 / 卡箍。
- 主阀规格: 3/4" (Dn20), 1" (Dn25), 1-1/2" (Dn40), 2" (Dn50), 2-1/2" (Dn65), 3" (Dn80), 4" (Dn100), 5" (Dn125), 6" (Dn150)。
- Valve Type: Normal Closed (NC).
- Working Pressure: 0.4-10Bar.
- Connection: Female Thread / Flange / VIC Adaptor.
- Electric: 12VDC Latching / 24VAC (VDC).
- Valve Size: 3/4" (Dn20), 1" (Dn25), 1-1/2" (Dn40), 2" (Dn50), 2-1/2" (Dn65), 3" (Dn80), 4" (Dn100), 5" (Dn125), 6" (Dn150).
- 压力范围: 0.4-10Bar。
- 电源类型: 12V 直流脉冲 / 24V 交 (直) 流。

图片 Picture	货号 Item No.	规格 Size	包装 Packing
	E12HV0220B/N	3/4" BSP/NPT, 12VDC Latching	32Pc/Box
	E12HV0225B/N	1" BSP/NPT, 12VDC Latching	32Pc/Box
	E24HV0220B/N	3/4" BSP/NPT, 24VAC(DC)	32Pc/Box
	E24HV0225B/N	1" BSP/NPT, 24VAC (DC)	32Pc/Box
	E12HV0240B/N	1-1/2" BSP/NPT, 12VDC Latching	4Pc/Box
	E12HV0250B/N	2" BSP/NPT, 12VDC Latching	4Pc/Box
	E24HV0240B/N	1-1/2" BSP/NPT, 24VAC (DC)	4Pc/Box
	E24HV0250B/N	2" BSP/NPT, 24VAC (DC)	4Pc/Box
	E12HV0150B/N	2" BSP/NPT, 12VDC Latching	2Pc/Box
	E12HV0165B/N	2-1/2" BSP/NPT, 12VDC Latching	1Pc/Box
	E12HV0180B/N	3" BSP/NPT, 12VDC Latching	1Pc/Box
	E12HV0180F	3" Flange, 12VDC Latching	1Pc/Box
	E12HV01100F	4" Flange, 12VDC Latching	1Pc/Box
	E12HV01125F	5" Flange, 12VDC Latching	1Pc/Box
	E12HV01150F	6" Flange, 12VDC Latching	1Pc/Box
	E24HV0150B/N	2" BSP/NPT, 24VAC (DC)	2Pc/Box
	E24HV0165B/N	2-1/2" BSP/NPT, 24VAC (DC)	1Pc/Box
	E24HV0180B/N	3" BSP/NPT, 24VAC (DC)	1Pc/Box
	E24HV0180F	3" Flange, 24VAC (DC)	1Pc/Box
	E24HV01100F	4" Flange, 24VAC (DC)	1Pc/Box
	E24HV01125F	5" Flange, 24VAC(DC)	1Pc/Box
	E24HV01150F	6" Flange, 24VAC (DC)	1Pc/Box

## 减压阀 Pressure Reducing Valve



### 特点 Features:

- 压力调节精度高，减压稳压灵敏可靠。
- 减压阀由主阀、导阀、三向控制阀 / 电磁头组成水力控制调压系统。
- 利用导阀控制，能自动保持稳定出口压力，不需要其它装置和能源，使用简便。
- 适用安装在主管保护下游滴灌系统或微喷设备免受持续高水压的损坏，避免出现爆管。
- This valve is included Hydraulic valve, Pilot valve and 3-way control valve/ solenoid valve to be pressure reducing system.
- Controlled by Pilot valve and remain the outlet pressure stably without any other instruction or energy.
- Adjusting the pressure with high degree of accuracy, Reducing and sustaining pressure is sensible and reliable.
- Suitable to be installed in main line or sub line to avoid the following drip or microsprinkler system to be damaged by high pressure.

### 技术参数 Technical Data:

- 规格: 1-1/2" (Dn40), 2" (Dn50), 2-1/2" (Dn65), 3" (Dn80), 4" (Dn100), 5" (Dn125), 6" (Dn150).
- Size: 1-1/2" (Dn40), 2" (Dn50), 2-1/2" (Dn65), 3" (Dn80), 4" (Dn100), 5" (Dn125), 6" (Dn150).
- 连接方式: 内螺纹 / 法兰 / 卡箍。
- Connection: Threaded / Flange / VIC.
- 工作压力范围: 0.35-10bar (5-145psi).
- Working Pressure : 0.35-10bar (5-145psi).
- 压力调节范围: 0.8-6.5bar (11-95psi).
- Pressure Adjusting Range: 0.8-6.5bar (11-95psi).

## 减压阀 (带手动三向阀) Pressure Reducing Valve (With Manual Three-way Valve)

图片 Picture	货号 Item No.	规格 Size	包装 Packing
	MHV0150B/N	2" BSP/NPT	1Pc/Box
	MHV0165B/N	2-1/2" BSP/NPT	1Pc/Box
	MHV0180B/N	3" BSP/NPT	1Pc/Box
	MHV0180F	3" Flange	1Pc/Box
	MHV01100F	4" Flange	1Pc/Box
	MHV01125F	5" Flange	1Pc/Box
	MHV0240B/N	1-1/2" BSP/NPT	2Pc/Box
	MHV0250B/N	2" BSP/NPT	2Pc/Box

## 减压阀 (带电磁头) Pressure Reducing Valve (with Solenoid Valve)

图片 Picture	货号 Item No.	规格 Size	包装 Packing
	E12MHV0150B/N	2" BSP/NPT, 12VDC Latching	1Pc/Box
	E12MHV0165B/N	2-1/2" BSP/NPT, 12VDC Latching	1Pc/Box
	E12MHV0180B/N	3" BSP/NPT, 12VDC Latching	1Pc/Box
	E12MHV0180F	3" Flange, 12VDC Latching	1Pc/Box
	E12MHV01100F	4" Flange, 12VDC Latching	1Pc/Box
	E12MHV01125F	5" Flange, 12VDC Latching	1Pc/Box
	E12MHV01150F	6" Flange, 12VDC Latching	1Pc/Box
	E24MHV0150B/N	2" BSP/NPT, 24VAC(DC)	1Pc/Box
	E24MHV0165B/N	2-1/2" BSP/NPT, 24VAC(DC)	1Pc/Box
	E24MHV0180B/N	3" BSP/NPT, 24VAC(DC)	1Pc/Box
	E24MHV0180F	3" Flange, 24VAC(DC)	1Pc/Box
	E24MHV01100F	4" Flange, 24VAC(DC)	1Pc/Box
	E24MHV01125F	5" Flange, 24VAC(DC)	1Pc/Box
	E24MHV01150F	6" Flange, 24VAC(DC)	1Pc/Box
	E12MHV0240B/N	1-1/2" BSP/NPT, 12VDC Latching	1Pc/Box
	E12MHV0250B/N	2" BSP/NPT, 12VDC Latching	1Pc/Box
	E24MHV0240B/N	1-1/2" BSP/NPT, 24VAC (DC)	1Pc/Box
	E24MHV0250B/N	2" BSP/NPT, 24VAC(DC)	1Pc/Box



## 水力控制阀其他应用 Other Hydraulic Control Valve



SHV0150B/N  
SHV0180B/N/F  
SHV01100F

### 持压阀 Pressure Sustaining Valve:

- 连接方式: 内螺纹 / 法兰 / 卡箍。
- 压力调节范围: 0.8-6.5bar (11-95psi).
- 规格: 1-1/2" (Dn40), 2" (Dn50), 2-1/2" (Dn65), 3" (Dn80), 4" (Dn100), 5" (Dn125), 6" (Dn150).
- 由主阀、导阀和三向控制阀组成水力控制持压系统, 常安装于自动过滤器系统后端, 当过滤器进行反冲洗时主阀部分关闭, 让前端过滤系统有足够的压力进行反冲洗。
- Connection: Threaded / Flange / VIC.
- Pressure Adjusting Range: 0.8-6.5bar (11-95psi).
- Size: 1-1/2" (Dn40), 2" (Dn50), 2-1/2" (Dn65), 3" (Dn80), 4" (Dn100), 5" (Dn125), 6" (Dn150).
- Installed with main valve, pilot and 3-way control valve to be pressure sustaining system. Remaining the above filter system to have enough pressure to flush when the filter system is in self-cleaning.



RHV0150B/N  
RHV0180B/N/F  
RHV01100F

### 快速泄压阀 Pressure Relief Valve:

- 压力调节范围: 1.0-10bar
- 连接方式: 内螺纹 / 法兰 / 卡箍。
- 规格: 1-1/2" (Dn40), 2" (Dn50), 2-1/2" (Dn65), 3" (Dn80), 4" (Dn100), 5" (Dn125), 6" (Dn150).
- 由主阀和泄压导阀组成管路保护系统。安装在水泵或减压阀后, 当压力大于设定值时, 该阀能迅速打开, 排除过高压, 避免爆管。
- Connection: Threaded / Flange / VIC.
- Pressure Adjusting Range: 1.0-10bar (15-155psi).
- Size: 1-1/2" (Dn40), 2" (Dn50), 2-1/2" (Dn65), 3" (Dn80), 4" (Dn100), 5" (Dn125), 6" (Dn150).
- Installed with main valve, pressure relief pilot and 3-way control valve to be pressure relief system. Fixed after pump set or pressure reducing valve, and open immediately release the pressure when pressure in system is too high.

## 控制阀辅件 Accessories for Hydraulic Valve

图片 Picture	货号 Item No.	规格 Size
	PC200865	减压 / 持压导阀 Pressure Reducing/Sustaining Pilot 0.8-6.5Bar
	SX0130	三向控制阀 Three Way Control Valve
	FL0180	3" 法兰套件 3" Flange Set
	FL01100	4" 法兰套件 4" Flange Set
	FL01125	5" 法兰套件 5" Flange Set
	FL01150	6" 法兰套件 6" Flange Set
	VC0180	3" 卡箍接头 3" VIC Adaptor
	VC01100	4" 卡箍接头 4" VIC Adaptor
	KK0390	UPVC 管卡箍接头 VIC Adaptor for PVC Pipe, 90mm * 3" VIC
	KK04100	UPVC 管卡箍接头 VIC Adaptor for PVC Pipe, 110mm * 4" VIC
	ECA900203	UPVC 弯头带空气阀旁通 UPVC Elbow with Offtake for Air Valve 90mm * 2" BSP * 3" VIC
	ECA1100204	UPVC 弯头带空气阀旁通 UPVC Elbow with Offtake for Air Valve 110mm * 2" BSP * 4" VIC

